

Weekly Lesson Plans

Class: Bears Date: 1/13/20 - 1/17/20 Teacher: Mrs. Tiffany and Mrs. Julie

Theme: Winter Animals

Essentials Question/Objectives: What do animals do to survive the winter? How do animals stay warm in the winter? Where do animals hibernate and migrate? We are using materials and classroom experiences to represent our ideas and evidence of education.

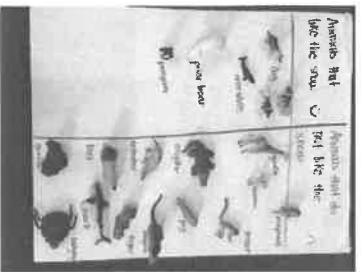
Activity	MONDAY	TUESDAY	WEDNESDAY	THURSDAY	FRIDAY
Breakfast & Transition 8:00 – 8:30 Circle time – 8:30-8:45AM	Arrival/wash hands/sign in Free Choice Centers Breakfast Instructional Procedures:	Arrival/wash hands/sign in Free Choice Centers Breakfast Instructional Procedures:	Arrival/wash hands/sign in Free Choice Centers Breakfast Instructional Procedures:	Arrival/wash hands/sign in Free Choice Centers Breakfast Instructional Procedures:	Arrival/wash hands/sign in Free Choice Centers Breakfast Instructional Procedures:
Good Morning Song: Sing “who is here” and “Good morning to you.” Classroom Rule Review: Eyes are watching, ears are listening, lips are quiet, hands are still, feet are very quiet. HPPD-8k: Follow basic safety rules Days of the Week Song Calendar: We will talk about days and count to see what number day it is, after singing the Days of the week song. Weather Report: We will observe the weather on the weather app on the tablet and discuss it for the day. CD-9d: Notice and talk about weather conditions.	 <p>Discuss with the children what animals do to survive the winter. Make a chart to determine which animals fly south, hibernate, change color, get fat, or stay awake and hunt for food.</p>	 <p>Introduce the word migrate to the children. What does it mean? Which animals migrate? Use picture cards to show the children which animals migrate.</p>	 <p>Introduce the word hibernation to children. Which animals hibernate? Why do they hibernate? Where do animals hibernate?</p>	 <p>After reading the book, discuss why the children think the bear kept sleeping. How did he sleep so long without having the necessities; food and water?</p>	 <p>As we read the book together, we will be using plastic animals for visuals. The children will participate by making the sounds described in the book for each animal.</p>
	NC-FELD-GOAL-ESD-5 : Children demonstrate the social and behavioral skills needed to successfully participate in groups.	NC-FELD-GOAL-LDC-2: Children participate in conversations with peers and adults in one-on-one, small, and larger group interactions.	NC-FELD-GOAL-LDC-2: Compares and measures.	NC-FELD-GOAL-LDC-9: Children comprehend and use information presented in books and other print media.	TSC-Literacy-18: Comprehends and responds to books.

Small Developmental Group
during open center time

During this time, the children will receive one-on-one instructional time and small group interaction.

Small Group
Activity

Snow or No?



Children will use their sorting skills to sort animals into two different categories; animals that like that snow, and animals that do not like the snow.

NC-FELD-GOAL-CD-11
: Children compare, sort, organize and measure objects and create patterns in their everyday environment.

AJ, MB, LV, JS, NP

Small Group
Activity:

Bear Is Sleeping Finger Play




Using pictures on a stick, read the poem (or song) with the children while substituting each animal.

NC-FELD-GOAL-HPD-5:
Children develop small muscle control and hand-eye coordination to manipulate objects and work with tools.

TA, FR, PS, MT

Small Group
Activity:

Hibernation Animal Sort



Children will sort animals into categories of whether the animal hibernates, or doesn't hibernate.

NC-FELD-GOAL-CD-11:
Children compare, sort, organize and measure objects and create patterns in their everyday environment.

PL, KO, VP, AS

Small Group
Activity:

How To Stay Warm in Icy Water Experiment




Using icy water, gloves, and crisco the children will experience feeling the difference of icy water without the "blubber" and with the "blubber". We will discuss that this is how many animals stay warm during the winter.

TSG-Cognitive-12:
Remembers and connects experiences.

GN, AS, LW, KO

Small Group
Activity:

Arctic Animals Memory Game



Children will use their memory skills to match the arctic animals to their correct match.

TSG-Cognitive-13: Uses classification skills.

AW, MT, DL, CS

Curriculum Integration / Key Learning Areas:
Blocks

Winter and Arctic Blocks



Winter animals, cotton balls, and pictures of ideas for the children to build will be added to the center. The children will use their imagination to build caves and other homes for their animals to hibernate or migrate to for the winter.

NC-FIELD-GOAL-HPD-5: Children develop small muscle control and hand-eye coordination to manipulate objects and work with tools.

NE, NJ, NV, LS)

Music and Movement:
(Music is available to children all day)

Arctic Animals Movement Cards



After choosing a card, and reading the action on it, the children will try to move their bodies to perform the actions.

TSG-Physical-6: Demonstrates gross-motor manipulative skills.

Language Arts

We will have a Q & A after every story or morning discussion. This will allow the children to better understand the content.



Using sand and small polar animals, the children will use the polar animals to draw letters, shapes, or designs into the sand.

TSG-Literacy-19: Demonstrates emergent writing skills.

ER, PL, MT, MB)

Outdoors Learning

(Obstacle Course, Red Light Green Light, Jump the Creek, Hopscotch, Tag Your It! SOYA)

Iceberg Hop



Icebergs will be made using white paper. While outdoors, place the icebergs down for children to hop from iceberg to iceberg.

NC-FIELD-GOAL-HPD-4: Children develop the large muscle control and abilities needed to move through and explore their environment.

AS, NP, JS, MB, AT)

Manipulative/Math

(Changes to environment, graphs, flannel board activity, etc.)

Bear More or Less Game



Using small bowls and brown paint, create small caves. Two separate groups of children will be rolling a die to know how many bears to put in their cave. When they run out of bears, they will compare to see which group has more bears.

NC-FIELD-GOAL-CD-10: Children show understanding of numbers and quantities during play and other activities.

MT, NV, KO, PI)

Dramatic Play

Bear's Den



Create a bear's den out of a large box for the children to pretend to be hibernating bears.

NC-FIELD-GOAL-APL-4: Children demonstrate creativity, imagination, and inventiveness.

CC.KO.A1.A.1

Art: (Free art expression is always an available choice during center time. Collage material, Playdough, Stampers, Watercolor, and Chalk

Textured Winter Process Art



Using pieces of tin foil, ripped paper towels, white paper, blue paint, and pictures of winter animals, the children will create their own winter scene for the animals of their choice.

TSG--The Arts-33: Explores the visual arts.

21st Century--Technology:

Laptop, Animal Research

Children will use the tablet to increase their knowledge of characteristics winter animals, hibernation, and migration.

NC-FIELD-GOAL-CD-14: Children observe and describe characteristics of living things and the physical world.

Science/Sensory: (Activities available all day)
(Change to sensory table and activity)

Ice Rescue



Freeze winter animals in ice, and allow children to think of ways to free the animals from the ice.

NC-FIELD-GOAL-CD-15: Children explore the natural world by observing, manipulating objects, asking questions, making predictions, and developing generalizations.

PER.LW.NP.ASI

Special Olympics Young Athletes Activity

Warm-up Activity Balance and Jump (Feet Together)

IPPD-2m Participate in simple games and other structured motor activities that enhance physical fitness (sources with movement, throwing and catching).

Social Emotional Activity

Recall:

We will encourage using our words and telling others how we feel by talking it out.

Parent Involvement: Hello parents! At home, discuss with your children about winter animals. Research winter animals and what kid of things animals do in the winter. Prepare your child to be ready to share with the class what they earned.

Thank you for all that you do!